



Come to the next meeting
Tuesday, September 28, at Twin Lakes Park at 7:00 PM.
Come early for casting and tying instruction.



Catching Bigger Snook on Beaches and Passes

A Presentation by Capt. John J. Griffith

Beaches and passes are where the action's at in the summer. If you're interested in fishing these areas more effectively, for bigger fish, join us for an evening with area native John Griffith. Having fished all styles for over 25 years, John is one of Southwest Florida's top backwater captains and snook guides. He has fished with fly-fishing legend Stu Apt and early in his career was on the HEWES team with Capt. Pete Greenan. No matter how experienced you are, John can tell you new things about finding and catching big fish.

BIO: Captain John J. Griffith has been fishing the greater Tampa Bay area for over 25 years. He is recognized as one of the area's top backwater captains and is considered by many as the area's top snook guide. He has been featured on television shows such as "Jimmy Rodgers Fishing Adventures" and "Hooked on Fishing". In 1997 he was featured on T.N.N.'s nationally televised "Southern Outdoor Adventures" for snook fishing and in 2001 he was again the snook guide for an episode of T.N.N.'s "Offshore Angler" with fishing legend Stu Apt.

2010 MCFF/CCA "Fall Fly Fishing Challenge"

The Mangrove Coast Fly Fishers and Sarasota Chapter of the Coastal Conservation Association will hold their 6th annual "Fall Fly Fishing Challenge" on Saturday, Nov. 6, 2010 out of the Ken Thompson Park boat ramp on City Island in Sarasota. The catch, photo and release fly fishing event will feature an Open Division, for guides and anglers fishing with guides (all anglers are eligible to compete in the Open Division) and a Fly Angler Division (no guides allowed in Fly Angler Division).

In the Open Division, eligible species include snook, redfish and spotted sea trout. Those in the Fly Angler Division will fish for a variety of species, including snook, redfish, spotted sea trout, bluefish, ladyfish, flounder, snapper, jack crevalle, pompano and permit based on a point system.

Entry fee is \$50 and includes an awards BBQ at Sarasota Outboard Club. Applications will be available at area tackle shops or on line at www.ccaflorida.org and www.mangrovecoastflyfishers.com. Call Rick Grasset at 923-7799 or e-mail snookfin@aol.com for more info.

Win a trip with Capt. Pat Damico

Raffle tickets are \$5 and 6 for \$20.

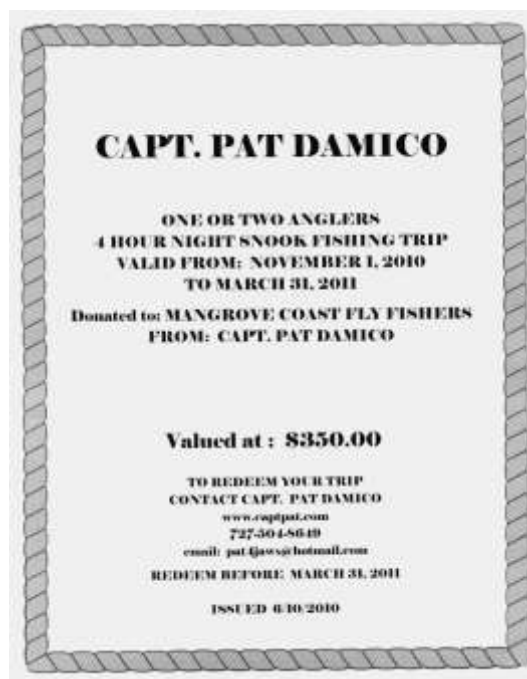
Drawing will be at the September meeting

Flats Fishing Tampa Bay

If you haven't fished the Tampa Bay area of Florida, now is the time to start. Tampa Bay offers an abundant variety of fish species. Here you will find seatrout, redfish, snook, black drum, mackerel, pompano, sharks and tarpon.

I am a *Coast Guard certified* charter captain with extensive experience guiding in the Tampa Bay area. Whether you enjoy spin or fly fishing, your chances of success are as good here as anywhere else in Florida.

My base of operation is the St. Pete Beach area of Tampa Bay and I can trailer my 17' Maverick flats boat to other areas as needed. My boat is equipped with both spin and fly fishing gear should you choose not to bring your own.



[Capt. Rick Grasset's Fly Fishing Forecast for October 2010](#)

This is one of my favorite months to fish. Both flats and the coastal gulf will be alive with action. Trout, reds, pompano, bluefish, Spanish mackerel and more in Sarasota Bay and snook around docks and bridges in the ICW and close to passes should be plentiful in October. In the coastal gulf, little tunny, Spanish mackerel, tripletail and tarpon should also be good options. The action really heats up towards the end of the month as the first fronts of the season push through.

Due to recent action taken by the Florida FWC, **snook** season will remain closed on the west coast of Florida until September 2011. We are fortunate to have an agency that is willing to take a proactive approach to managing our fisheries. This action will help restore snook stocks that were impacted by the freeze that we had in January 2010. Catch and release fishing is still allowed for snook, although anglers should use tackle heavy enough to catch and release them quickly and handle them as gently as possible.

Snook will begin moving from the surf and passes towards shallow flats of bays and backcountry areas. They usually stage around docks and bridges in the ICW as they make the transition. Small white flies, such as my Grasset Snook Minnow, DT Specials and String Beans, are good options for snook around docks and bridges. You should also still find a few snook in the surf, particularly early in the month. Many of the same flies used around docks and bridges also work well in the surf. Fish the surf when visibility is good for the best action.

You might also find snook staging along sand bars or in potholes on shallow flats. Fly poppers, Gurglers and large profile baitfish fly patterns such as Deceivers or Enrico Puglisi flies should work well for snook on shallow flats. Fish peak tidal flows in the ICW or shallow flats for the best action.

Reds may still be in large schools early in the month, but should start to break down into smaller schools by later in the month. Look for large wakes or patches of nervous or slick water to find schools. Once you've located a school of reds, try to get ahead of them as quietly as possible and work around the edge of the school. Casting fly poppers is a good way to make fish show themselves. I also like to cast large profile baitfish fly patterns, such as EP flies or Deceivers, to schooling redfish. Once schools of reds start to thin out, look for singles, doubles and smaller schools along mangrove shorelines, in potholes and along sandbars.

You might find large **trout** in shallow water in many of the same places that you'll find snook and reds. Casting fly poppers and large profile baitfish patterns are good ways to find big trout in shallow water. Adding sound to the equation is often very productive. Work the edges of potholes or seams where grass and sand meet along the edge of sandbars to find them. Your best chances at a "gator" trout will be when the light is low. Shallow flats and sand bars of north Sarasota Bay are some of my favorite areas for snook, reds and big trout.

You'll also find **trout** on deep grass flats along with **pompano, Spanish mackerel and bluefish**. I like to drift and cast ahead of my drift with weighted flies, such as my Grasset Deep Flats Bunny, to find fish. You can also look for diving terns or bait being forced out of the water to locate fish. I like to make a series of drifts to locate fish and then shorten my drift to zero in on them. You may also find pompano, Spanish mackerel and bluefish in passes where you'll need to use weighted flies on sinking fly lines. When Spanish mackerel and blues are around, you'll need to use wire or heavy fluorocarbon leader to prevent them from biting through your leader. I prefer heavy fluorocarbon, since it is less visible than wire and should result in more hook ups.

fly while fishing Sarasota Bay in October.

Continued from pg 3

The coastal gulf should be a smorgasbord this month as southbound baitfish pods are attacked by **king and Spanish mackerel, blues and little tunny. Tarpon** may rally and feed heavily on baitfish schools as they prepare for their fall migration away from our area. Look for diving terns, baitfish being forced out of the water or fish feeding on the surface to locate them. If you don't find them on the surface, one of the many artificial reefs may hold them. I like to drift over structure with weighted flies on fast sinking fly lines to find fish in these areas. In addition to structure, you should also be able to find baitfish schools or schools of larger predators with your bottom machine.

You might find **cobia and tripletail** around crab trap floats, buoys and channel markers in bays or the coastal gulf. Cobia might also be free swimming on the surface or over structure at one of the many artificial reefs off Sarasota. Cobia will require 9 or 10-weight fly tackle since you could easily run into a fish that is 20 to 30-pounds or larger. I like to use a slow sinking shrimp or baitfish fly pattern, such as my Grasset Flats Minnow, on a floating or intermediate sink tip fly line for tripletail.

October is a great month to fish the flats and coastal gulf waters, particularly towards the end of the month after the first fronts of the season push through our area. I like to fish the coastal gulf when conditions are good, but Sarasota Bay will offer good protection and plenty of action when the wind blows from the west. Whatever you choose to do, **remember to limit your kill, don't kill your limit!**

Tight Lines,
 Capt. Rick Grasset
 Snook Fin-Addict Guide Service, Inc.
 FFF Certified Fly Casting Instructor
 (941) 923-7799
 E-mail snookfin@aol.com

www.flyfishingflorida.net and www.snookfin-addict.com



Look for little tunny on the beach this month. Jon Yenari, from Sarasota, FL, caught and released this big one on a fly off Little Gasparilla Island last October while fishing with Capt. Rick Grasset.



Look for pompano on deep grass flats this month. Capt. Rick Grasset caught and released this one on an Ultra Hair Clouser fly while fishing Sarasota Bay in October.

Big doings at Mote Marine– get on board

MOTE MARINE: TEACH-A-KID-FISHING CLINIC (October 2, 2010)

This event will kick off our 2010 Snook Shindig a week before the Snook Research Tournament. Kids ages 6 to 15 are welcome along with their parents. The first 100 registered kids will receive a free rod, reel and tackle box. Bring smiles, positive attitudes and patience along with you! The event will include clinics on casting, cast netting, fish habitat and biology, conservation, fishing safety, knot tying, catch-and-release tactics, Gyotaku (Japanese art of fish printing), along with fishing from pier with professional guides and knowledgeable anglers. Fly-fishing instructors will also be on-hand for interested youth and adults.

Date/Time: 9 a.m. to 12:30 noon, Saturday, Oct. 2, 2010. Kids & parents should arrive no later than 8:45 a.m. Lunch: begins at 11:00. Thanks to Sarasota Sportsmens Association – Lunch is included.

Location: Mote Aquaculture Research Park, 12300 Fruitville Road, Sarasota, FL (7 miles East of I-75).

Ages: 6-15 (plus parents/guardians)

Cost: \$10.00 per child

Pre-Registration Required: Pre-register by Monday, Sept 27, 2010. Registrations Limited to 100 Kids. Register online at www.mote.org/snookregistration or call Carole Neidig at (941) 388-4441, ext. 303.

And more from Mote

SNOOK RESEARCH TOURNAMENT (October 8-9, 2010)

Location: Sarasota Bay from Cortez to Venice. The Snook Research Tournament is now in its 12th year. This special catch, sample and release tournament is used to help document contributions to the fishery of snook that were raised by the Center for Aquaculture Research and Development at Mote Marine Laboratory, tagged and released into Sarasota Bay by Mote's Center for Fisheries Enhancement. Stocked snook, all tagged with tiny coded wire tags before release into Sarasota Bay, are the focus of pilot studies to identify stock enhancement potential and the best release strategies. Snook caught during the tournament are checked by Mote researchers, who recover tag data and use the information to adjust release protocols. This research tournament has documented that the stocked hatchery-reared snook are contributing to the fishery in Sarasota Bay and changes in snook release strategies based on the results of these pilot studies have improved survival of our stocked snook by as much as 200%. The Center for Fisheries Enhancement uses the Snook Shindig for outreach to help the community learn more about Mote fisheries research and fish conservation, and to gather additional evidence about hatchery snook contribution rates in the fishery and about snook population size and movements in Sarasota Bay. The results are published in scientific journals. Visit the Science Consortium for Ocean Replenishment for current publications on Mote's snook stock enhancement research in Sarasota Bay (<http://www.StockEnhancement.org>).

Carole L. Neidig
Staff Scientist
Redfish & Tarpon Programs

Center for Fisheries Enhancement
Mote Marine Laboratory
1600 Ken Thompson Parkway
Sarasota, Florida 34236 USA
Ph:941-388-4441 ext. 303 Fax:941-388-4312
Mobile:941-704-7663
Email: cneidig@mote.org

Short Casts



This happy “Alaskan” is, of course, our own Bob Sousa displaying a beautiful silver salmon from his recent trip to the 50th state. This is just one of many fish he and his friend caught before the weather turned cool.

Bob reports that sales of his new book, “The 24 Greatest Flies You Don’t Want To Leave Home Without” are doing very well. It’s available from;

www.huskingbeebooks.com



Les Fulcher with a nice coho salmon caught on the Little Sustina River in Alaska.

John LaMana, Les and another angler spent 5 days , mostly rainy, salmon fishing. They experience many finicky feeders, more break-offs than landings. More fish were landed on spinning gear than fly. Not unusual I guess.

(PHOTOS SUITABLE FOR FRAMING)

Fly Of The Month



I'm not quite sure who was responsible for this fly. It was either Walter Hamm (former MCFE club member/president) or Leigh West of the Tampa Bay Fly Fishers clubs. The two of them were friends and rivals in certain fly tournaments back in days past.

Designed for redfish, the Green and Gold integrates many desirable redfish attractors. Lightly weighted, it gets the fly down to the fish. It is very weedless being a Bendback pattern. Redfish like the darker olive or brown color. And everyone knows about gold as a redfish attractor.

MATERIALS:

Hook: Mustad 34007 #1-#2/0

Hook Body: Gold body braid, .025-.035 lead wire

Fly Body: Olive or Brown Bucktail, Gold Holographic Flashabou, Peacock Hurl.

Thread: Brown or Dark Olive Flymaster + 3/0


Misc: Dave's Fleximent

1. Start off by bending the hook. You'll need about 1/8" bent from the eye in order to tie in the wing. Again I caution you: Do not over bend the hook (see diagram). Place the hook in the vice point down. Wrap thread from the bend in the hook all the way back to 1/3 of the hook point end, then back. Now tie the lead wire down to the hook along the underside of the shank all the way back to the end of the thread wraps in the back (picture 1). Break off the excess by simply twisting it. Stay in the back and tie in the gold body braid (picture 2). Thread forward to the hook eye. Wet all of the thread with glue to improve the durability. Carefully wrap the gold body braid over the hook to the bend near the eye (picture 3). Overwrap the gold body braid, trim, and thread forward to the hook eye. The body of the fly is complete.

2. To keep this fly weedless will require a decent amount of materials in the wing. Start with the olive (brown) bucktail (picture 4). Use caution not to tie it beyond the bend you have made in the hook; this makes the bucktail bend down towards the shank of the hook reducing the weedless quality. On top of the bucktail tie in 10 strands of gold holographic Flashabou folded across the thread (making 20 strands) (picture 5). Lastly, tie in about 25 pieces of peacock hurl on top. Whip finish the fly. Glue well. It looks quite fully tied

Craig Smothers

A properly bent hook. Notice that the plan of the bend meets the back of the gape of the hook. If it is over-bent beyond the point of the hook, hooking the fish is impossible, the angle with which the hook travels doesn't allow for the hook point to dig into the fishes mouth.



RANDOM THOUGHTS FROM THE TYING BENCH

By C.W. “Don” Coleman, *Chief Curmudgeon*

TREES AND STREAMERS –I can sit in my favorite chair and contemplate the red maple I transplanted from the woods nearly fifty years ago. Most of the trees in this rural area of upstate New York are deciduous trees and a very large percent of them are red maples. Their red buds color the mountain sides in late winter-during maple syrup time when snow still blankets the countryside. They are an early harbinger of the spring, a warning to start tying flies for trout season. Immediately to the north there is a white birch, and in my neighbor’s yard a well pruned, dense conifer. Sometimes I look at those three trees and wonder why my maple, and especially my birch, always appear “alive,” while my neighbor’s dense conifer looks like a plywood cutout without the essence of life. Why do some of our baitfish imitations appear alive in the water, even when at rest, while others look like taxidermic reproductions without the essence of life— movement within the fly itself, translucency, and parts that act in harmony with the medium in which they exist?

My trees are not solid. The leaves and branches have space between them for air—the medium in which they exist—to flow among them, keeping them in constant movement even in a light breeze. My neighbor’s conifer does not appear to have any movement except during violent winds. *For a streamer fly to exhibit that essential spark of life, space must be available between fibers and hair for water to move, helping to shape the fly and to move each individual part in harmony with the movement of the water—the medium in which they exist.*

My trees have surprisingly large openings for light to pass through. The light shining through the trees create contrasts which result in a three dimensional appearance. During the summer the shade of the individual leaves range from very dark to very light green, and they constantly change with the movement of the sun and the wind. When the sun is setting beyond the tree, the outboard leaves appear translucent. When a baitfish is held out of water its scales reflect only white light from the sky. Underwater they reflect not only the light shining on them but the color of their surroundings, making them appear translucent. They are constantly changing color as they move and the light changes. *For a streamer fly to appear alive in the water, even when at rest, it must be sparse enough so that light can pass through the fly to create shading and contrast and dimensionality and the appearance of translucency.*

Only when these essentials which contribute to the illusion of life have been incorporated in a streamer fly should non-essential details, e.g. eyes, gills, and color even be considered. When any detail is added to a fly that already appears alive, a predator fish must make a decision whether to accept or reject that detail. Why force them to make a decision? When properly presented, a fish will simply accept your illusion as food, whether it’s being drifted in the current or slowly retrieved, as opposed to reacting to a “realistic” imitation being pulled in front of them like a spinning lure.

BROOKS’ BLONDES (i.e. Brooks’ Blonde, Strawberry Blonde, etc.) –A simple bucktail streamer promoted by Joe Brooks for saltwater fly fishing. A tail of white bucktail is tied down along the shank of the hook and extending back so ~at the length of the fly is twice the length of the hook. The body is silver Mylar. A wing of colored bucktail is then tied in at the hook eye. The head is usually black tying thread. A simple, wonderfully effective fly.

The Kayak Korner

By **STEVE GIBSON**
SOUTHERN DRAWL KAYAK FISHING
www.kayakfishingsarasota.com
<http://gibbysfishingblog.blogspot.com/>

There's no doubt kayak fishing is the sport's fastest growing segment. If you don't believe me, then you haven't been out on the water lately.

Certainly the economy has played a small part in the growth of the sport. Not only can you purchase a kayak and all required gear for a fraction of what you'd pay for a flats skiff, but also you don't have all the associated maintenance problems. And you don't have to stop at the gas station on the way home.

All I have to do after a day of fishing is to take the hose and spray my plastic flotilla down to wash off the dirt and salt. I clean my tackle anyway, so this is no big deal.

You can get into kayak fishing for very little. If money is a major factor, you might look into a used kayak. A new fishing kayak will cost from \$400 to \$1,300 or more. Of course, you get what you pay for.

Your second largest investment should be your paddle. You're going to use it all day, so you'll want a paddle that's light, strong and adjustable. My paddle is made out of carbon fiber and retails for around \$400. The cheaper the paddle, the heavier it is.

Of course, you can opt for a pedal kayak or even one that come with an electric trolling motor. I had a client out the other day who had a Native Watercraft Ultimate 16 Volt. That's a 16-foot kayak that comes with a trolling motor. It sells for \$2,789.

The Native Watercraft Ultimate 14.5 Propel is a pedal-drive boat that goes for \$2,129.

My fleet consists of Native Watercraft Ultimate 14.5 kayaks. I use neither a trolling motor nor pedals. I prefer to fish from my kayak the good old-fashioned way – with a paddle. But that's just personal choice.

The Ultimate 14.5 sells for \$1,099.

The beauty of kayak fishing is that you're about as close to nature as you can get. Over the last three months, we've had manatees come up and put their noses against our kayaks on a number of occasions. You'd be surprised how close you can get to ospreys, bald eagles, ibis, roseate spoonbills – and fish!

The other day, I worked a large school of large redfish in southern Tampa Bay. Before two large bull sharks ended the action, I was able to catch and release eight reds from 10 to 12 pounds. They had no clue I was even there.

Realize there are kayaks of every size, shape and description on the market. But for fly fishing, the Ultimate is tops. It's large and roomy interior serves as a built-in stripping basket. In addition, you can stand up, which makes casting a fly rod much easier.

Over the last five years, I've been catching more fish than ever. For a while, I thought it was because I'm such a great angler! Then I realized that it's much easier to catch fish when they don't have a clue you're even there.

Reasons to fish from a kayak:

You can fish when you want;

You can fish where you want;

You can fish for what you want;

You can fish the way you want;

You can fish as long as you want;

You can fish as little as you want.

If you're thinking about getting into this wonderful and peaceful sport and have questions, feel free to give me a call at (941) 284-3406. Economy Tackle/Dolphin Dive (922-9671) in Sarasota is one of the top kayak dealerships in the country and they carry Native Watercraft.



PRESIDENT'S MESSAGE



Fall is finally here! That means good shots at Redfish on fly (my personal favorite) and no more waking up at 5am to beat the heat (also good). If the dearth of fishing reports over the past month is any indication, late summer was a slow time for everyone, so here's looking forward to cooler temperatures and active fish.

Last month's speaker was FFF master casting instructor Dusty Sprague, who put on a great indoor casting demonstration with a custom-built practice rod. He covered techniques for everyone from beginners to seasoned fly casters. I know I can speak for many of us when I say it made me a better caster.

We've got several interesting events coming up that I want to highlight if you haven't yet heard about them:

October 8-9: Mote Marine is hosting the 14th annual Snook Shindig, a research tournament designed to support their unique Snook breeding program. Captain's meeting at 6pm and fishing from 7pm on Friday the 8th to noon on Saturday the 12th with banquet to follow. See www.mote.org/shindig for more details


October 22-23: Annual FFF Florida fly-fishing expo at the Ramada Inn in Orlando. Can't-miss event for fly anglers throughout the state. More details at www.fff-florida.org

November 6: Annual CCA/Mangrove Coast fly tournament, a great opportunity to support two great organizations in one event. More details will follow.

December 10: MCFE will be hosting a Banquet at the Eagles Club for members and their families starting at 7pm. Should be a great time - dinner, auction, raffles and plenty of time to catch up with other members. More details

Cheers,

Evan

<p>David Y. Shugol, LUTCF, CLU® Financial Advisor</p>	 <p>Ameriprise Financial</p>	<p>Ameriprise Financial Services, Inc. 240 S Pineapple Ave, Suite 100 Sarasota, FL 34236 Tel: 941.365.9000 x3962 Toll Free: 800.587.6777 Fax: 941.957.1527 david.y.shugol@ampf.com ameripriseadvisors.com/david.y.shugol</p>
---	--	---

<p>MCFE club outings are sponsored by Ameriprise Financial and Dave Shugol</p>

Outings Report

Nine anglers showed up at Desoto Memorial. The wind was bad but the fish were cooperative. Every one reported taking fish. I did not get an exact count from everyone but they would like to go again next year so they must have had a good outing. I took 11 trout but most were on the small side as well as several flounder many pinfish and unfortunately several blowfish , a fly tying session is in order.



The site for the next outing has yet to be determined. You will be advised.

Photos by7 Evan Jonesa

Joe Bursel

Use of fly rods donated by Temple Fork and the Sierra Club for youth activities.

So far in 2010, the Mangrove Coast Fly Fishers have participated in two programs.

On July 7 and 9 we held fly casting instruction for youths participating in an outdoor program sponsored by the Park Service at the DeSoto National Monument Park in Bradenton Fl. This was a much smaller group of participants of twenty each day The sessions were an hour long.

The Sarasota Sportsman Club had an outdoor event for young people on Saturday May 22, 2010. We conducted the fly tying instruction and fly casting instruction portion for over 100 participants. With this large number we had them split up into groups of 10 each and were able to teach them the basics of forward casting and roll casting. The groups rotated to the different stations casting, fly tying, fishing in a pond, and other outdoor activities besides fly fishing.

In both these activities very few if any of the participants had ever held a fly rod much less cast one. It was very satisfying to see them learn the basics and say this isn't as hard as they thought it was. Hopefully this short introduction will encourage them to try fly fishing in the future.

In both these activities very few if any of the participants had ever held a fly rod much less cast one. It was very satisfying to see them learn the basics and say this isn't as hard as they thought it was. Hopefully this short introduction will encourage them to try fly fishing in the future.

Roger Williams

Life Member of FFF

Board of Directors of Mangrove Coast Fly Fishers

BOAT SHARING

These members will welcome other members for a day of fishing on their boats. Give them a call and hook up for some fun on the water.

Ron Whiteley


941-697-548-1453 17' Maverick HPX tunnel. Times and places you like to fish. Yes, Fly.

Rick Schwartz

941-966-6434. 18' Sea Pro Bay. Prefer to fish weekdays from S. Sarasota to Charlotte Harbor. Fly and spin.

Dick Phinney

941-697-8421 22' Scout/kayak ventures. Fly and spin. MEMBERS ONLY



REMEMBER TO SUPPORT OUR SPONSORS AND GUIDES

CB's Saltwater Outfitters

1249 Stickney Point Road
Siesta Key, FL 34242
941-349-4400
www.CBsOutfitters.com



Economy Tackle

6018 S. Tamiami Trail
Sarasota, FL 34231
941-922-9671
www.floridakayak.com FL 34208

Discount Tackle Outlet

3113 First Street East
Bradenton
941-746-6020
www.DiscountTackleOnline.com

Company Outfitters-Say It With Stitches

5750 S Tamiami Trail
Sarasota, FL 34231
941-925-3855
www.sayitwithstitches.net

Flying Fish Outfitters

820 Albee Rd.
Nokomis, FL 34275
941-412-4512
www.flyingfishflorida.co

Flint Creek Outfitters

13421 Fishhawk Blvd.
Riverview FL, 33569
813-681-1888
www.flintcreekoutfitters.com

Flint Creek Outfitters

13421 Fishhawk Blvd.
Riverview FL, 33569
813-681-1888
www.flintcreekoutfitters.com

Steve Gibson

PH: 941-284-3406

EMAIL: steveatkayakfishingsarasota.com
www.kayakfishingsarasota.com
http://gibbysfishingblo.blogspot.com

Capt. Rick Grasset

PH: 941-923-7799

EMAIL: snookfin@aol.com
www.snookfin-addict.com
www.flyfishingflorida.net

Capt. Pete Greenan

PH: 941-232-2960

EMAIL: captpete@floridaflyfishing.com
www.floridaflyfishing.com

Capt. John Hand

PH 239-842-7778

EMAIL: tomatoesjh@yahoo.com
www.redfishlandingguideservice.com

Capt. Jamie Allen

PH 941-628.9031

www.jamiesoutfishin.com

Capt. Steve Warren

PH 941-346-8954

EMAIL: martybw7@comcast.net
www.sumertime.agap.com

Capt. Al White

PH 941-697-0320

EMAIL: bocaonthefly@yahoo.com

Capt. Tony Petrella

PH 941-496-4289

EMAIL: tightloops@peoplepc.com

Capt. Bryon Chamberlain

PH 813-361-8801

EMAIL: captbryon@yahoo.com
www.barbedsteel.com

Capt. John Meskauskas

PH 772-529-4484

EMAIL: info@stuartflyfishing.com
www.stuart.com

Capt. Ed Hurst

PH 941-928-3718

EMAIL: captedhurst@comcast.com

Capt. Ray Markham

PH 941-723-2655

EMAIL: Flatback@tampabay.rr.com

Capt. Dave Loger

PH 941-830-0195

EMAIL: dave@nomotorflyfishing.com

Capt. Al Keller

PH 239-289-4801

EMAIL: fishakeller@earthlink.net

Capt. Pat Damico

PH 727-504-8649

EMAIL: pat4jaws@hotmail.com

THE Place for Fishing Kayaks!

A 5,000 sq. ft. Store Devoted to the Angler

Open 7 Days a Week



Discount Tackle

Open from 9 am to 5 pm

Open till 6 pm on Mon & Thurs

3113 First Street East in Bradenton

941.746.6020 · www.DiscountTackleOnline.com



Orvis® Endorsed Outfitter and Guide Service

- Sportswear
- Bait & Tackle
- Boat Rentals

Aledia Hunt Tush

1249 Stickney Pt. Rd. • Siesta Key • Sarasota, FL 34242
 (941) 349-4400 • Fax (941) 346-1148
www.cbsoutfitters.com

Company Outfitters/ Corporate Gift Solutions

- Personalized Gifts
- Corporate Logowear and Accessories
- Corporate Event Gifting



Gifts that make a lasting impression

company outfitters
say it with stitches

www.sayitwithstitches.net
 (941) 925-3855
 5750 S. Tamiami Trail, Sarasota, FL 34231

FLINT CREEK OUTFITTERS



www.flintcreekoutfitters.com

NEW STORE!

13425 Boyette Road
 Riverview, FL 33569

Just east of I-75 exit 250
 (Gibsonton Drive)
 Continue on Boyette Road
 On right hand side by Bell Shoals Rd

Mon-Thurs • 10am-7pm
 Fri-Sat • 10am-8pm | Sun • Noon-5pm

VISIT OUR OTHER STORE LOCATION
 FLINT CREEK OUTFITTERS
 Route 200 (College Rd) just west of I-75 Exit 330
 4414 JW College Road (space 910) • Ocala, FL
 next to Dillard's
 call 352-237-5325
 Mon-Sat • 10am-9pm | Sun • Noon-6pm






October, 2010 Officers and Board of Directors

Mangrove Coast Fly Fishers
P.O. Box 3792
Sarasota, FL 34230-3792



BOARD MEMBERS

Evan Jones
Pete Greenan,
Roger Williams,
Bill Hopper
Leslie Hand
Ryan Miller
Capt. John Hand
Dick Phinney
Joe Bursel
Preston Jones
Rick Grasset,
Greg Huffman,
Craig Smothers,
Joe Polidoro
Rick Smith
Bob Parker

OFFICE

President
Past President /Publicity
Vice President
Vice President
Treasurer
Director
Secretary
Membership Chairman
Outings Coordinator
Outings Coordinator
CCA Liaison
Web Site Liaison
Interclub Activities
Program Chairman
At large
Newsletter Editor

PHONE

726-0633
923-6095
748-5477
371-1932
239-842-7778
518-1971
239-842-7778
697-8421
924-4382
728-3306
923-7799
926-9416
266-5209
925-0464
954-4040
320-2400

EMAIL

muchatrucha@gmail.com
Captpete@floridaflyfishing.com
rogerinke@aol.com
KBH3471@aol.com
rmflatsfisher4@gmail.com
tomatoesjh@yahoo.com
modelnut@comcast.net
josephbursel@comcast.net
jonesp018@yahoo.com
Snookfin@aol.com
glhuffman@aol.com
thefishdoc@comcast.net
joe.polidoro@comcast.net
rdsmith@cslcpa.com
2bobprkr@gmail.com

MCFF Club Website: <http://www.mangrovecoastflyfishers.com>

MCFF Email List & Chat: <http://groups.yahoo.com/group/MCFF/>

MCFF Mission: To promote saltwater fly fishing and conserve, protect and restore Florida's coastal fisheries and habitats.

Meetings are on the fourth Tuesday of the month 7:00 p.m. at Twin Lakes Park in Sarasota, FL.

The Board of Directors meet on the second Wednesday of each month. Members are welcome.

MEMBERSHIP APPLICATION

Name/s _____ Date _____

Address _____

City _____ State _____ Zip _____

Telephones (____) _____

E-Mail (club use only) _____

Mail Check payable to:
Mangrove Coast Fly Fishers ,
P.O. Box 3792
Sarasota FL, 34230

Mangrove Coast Fly Fishers Renewal \$30
Family \$45

New members, only: Individual: \$65
Seniors: \$55

Includes membership in the Federation of Fly Fishers



**MANGROVE COAST FLY FISHERS
P. O. BOX 3792 SARASOTA, FL. 34230-3792**

Directions to meeting

- **East of I-75 on Clark Rd**
- **Go about 1/2 mile**
- **Turn into Twin Lakes Park**
- **Take first right into the parking lot**
- **Meeting is in far right building**

Member benefits

Monthly meetings with expert speakers.

Club outings and trips

Boat sharing

Casting instruction

Fly tying instruction

Fishing reports

Monthly news letter

Raffles for merchandise and guided trips

Tournaments

Fishy places

Make new friends with other fly fishers

Club web site: mangrovecoastflyfishers.com